Visual Basic 程式設計
檔案存取

- 檔案控制項元件
- File System Objects

DriveList 

屬性	
Drive	目前磁碟機代碼
List	可選擇磁碟機
ListCount	可選擇磁碟機個數
ListIndex	已選擇的磁碟機的位置

事件	
Change	所選擇的磁碟機改變時

DriveListBox (cont.)

```
Private Sub Drive1_Change()
   Print Drive1.Drive
   Print Drive1.List(Drive1.ListIndex)
   Print Drive1.ListCount
   Print Drive1.ListIndex
End Sub

Private Sub form_click()
   Drive1.Drive = "c:"
End Sub
```

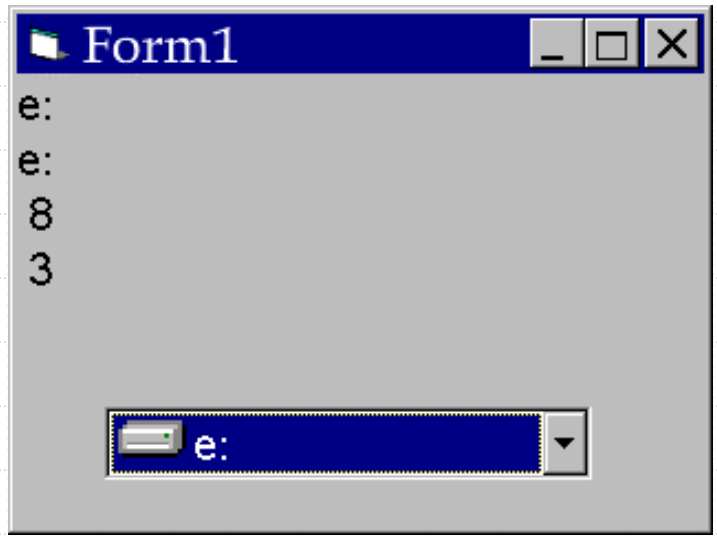

DirListBox



屬性	
Path	目前目錄
List	可選擇目錄
ListCount	目前目錄下可選擇目錄個數
ListIndex	已選擇目錄的位置

事件	
Change	所選擇的目錄改變時

```
Private Sub Dir1_Change()
   MsgBox (Dir1.Path)
End Sub

Private Sub form_click()
   Cls
   Print Dir1.Path
   Print Dir1.ListCount
   Print Dir1.List(Dir1.ListIndex)
   Print Dir1.List(0)
End Sub
```

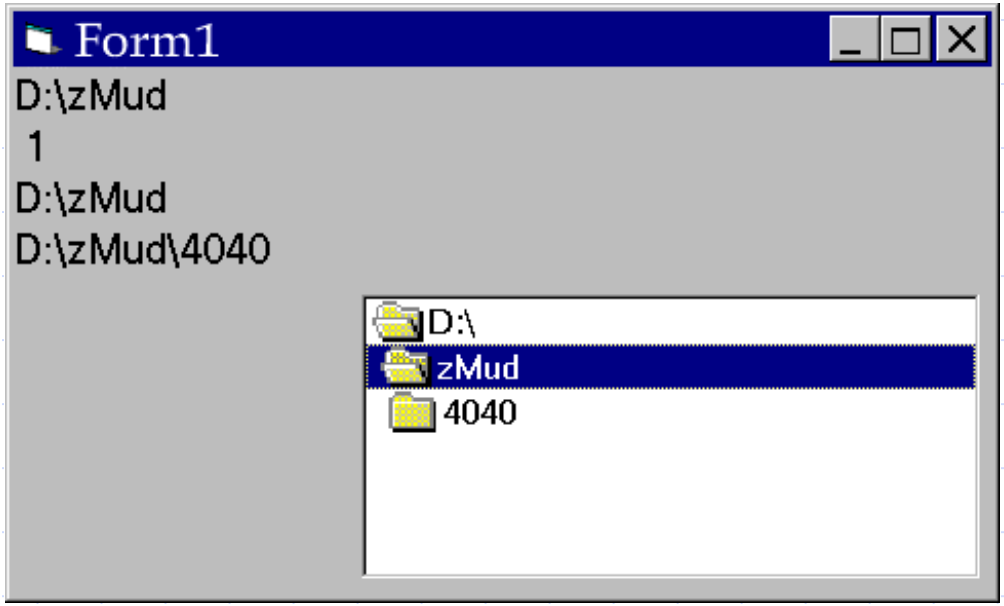

FileListBox

屬性	
FileName	已選擇檔案的檔名
Path	目前目錄
List	可選擇檔案
ListCount	目前目錄下可選擇檔案數目
ListIndex	已選擇檔案的位置
MultiSelect	可否重複選擇
Selected(數字)	某個元素是否有被選
Pattern	要顯示的檔案型態(過濾方式)， 如：*.* 或 *.txt .....

FileListBox (cont.)

事件	
Click	
PatternChange	
PathChange	目前目錄改變時

FileListBox (cont.)

```
Private Sub File1_Click()
  Print File1.FileName
  Print File1.Path
  Print File1.Path + "\" + File1.FileName
End Sub

Private Sub Form_Activate()
  File1.Path = "c:\temp"
End Sub
```

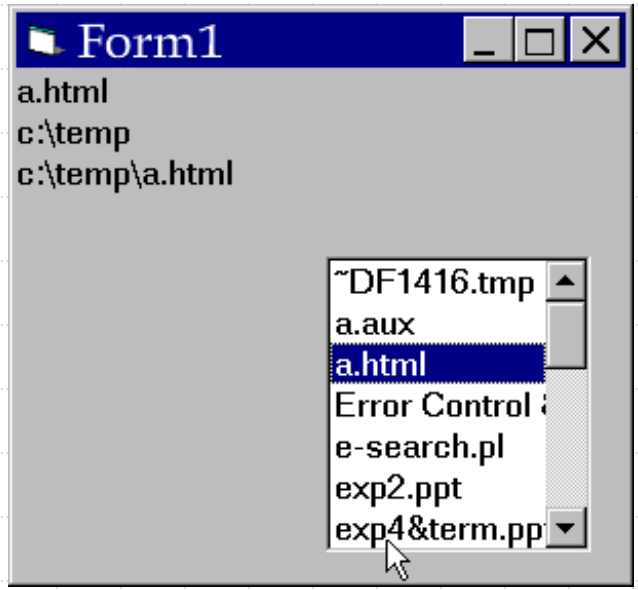

整合

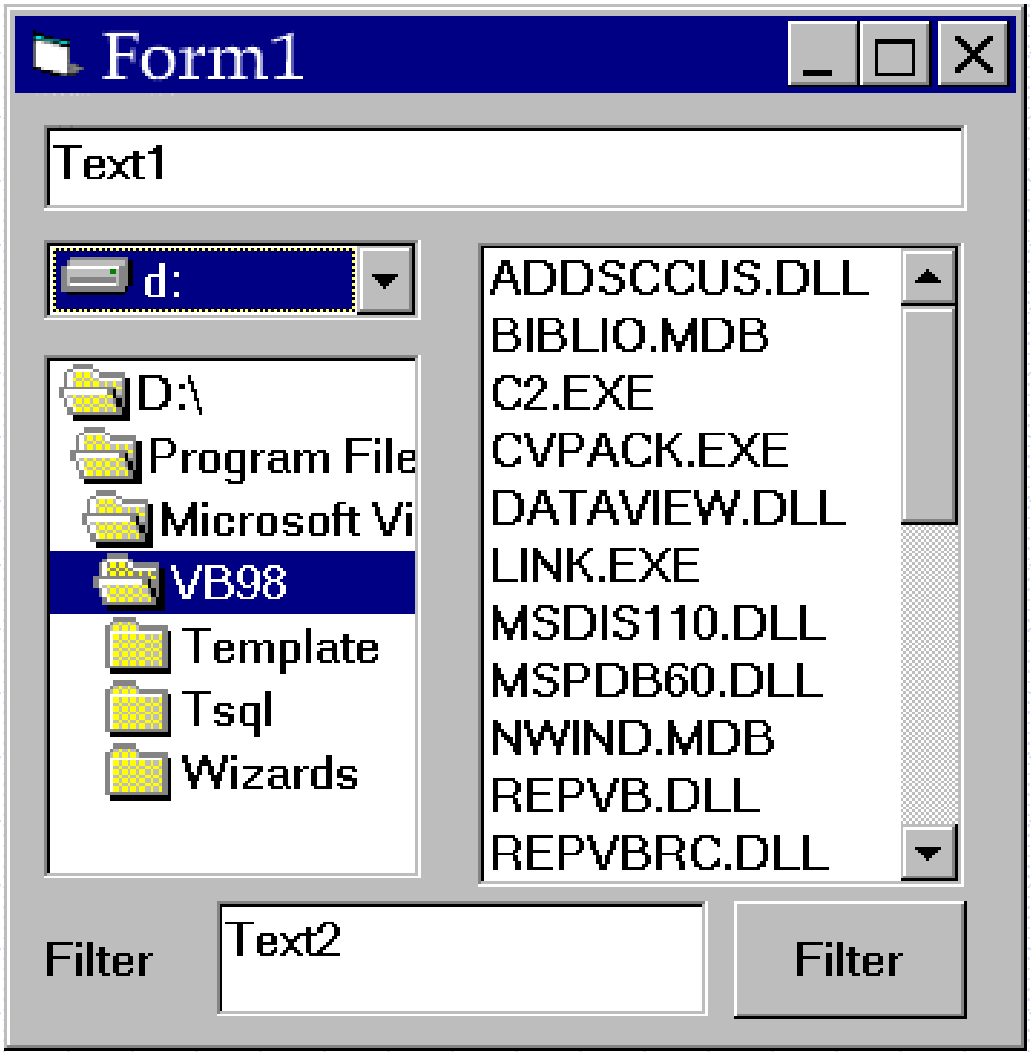
Form1
Text1
d:
D:\
Program File
Microsoft Vi
VB98
Template
Tsql
Wizards
ADDSCCUS.DLL
BIBLIO.MDB
C2.EXE
CVPACK.EXE
DATAVIEW.DLL
LINK.EXE
MSDIS110.DLL
MSPDB60.DLL
NWIND.MDB
REPVB.DLL
REPVBRC.DLL
Filter
Text2
Filter

整合 (cont.)

```
Private Sub updatePath()
  Text1.Text = Dir1.Path + File1.FileName
End Sub

Private Sub Command1_Click()
  File1.Pattern = Text2.Text
End Sub

Private Sub Drive1_Change()
  Dir1.Path = Drive1.Drive
End Sub
```

整合 (cont.)

```
Private Sub Dir1_change()
  File1.Path = Dir1.Path
  updatePath
End Sub

Private Sub File1_click()
  updatePath
End Sub
```

Visual Basic 程式設計
檔案存取

- 檔案控制項元件
- **File System Objects**

File System Objects

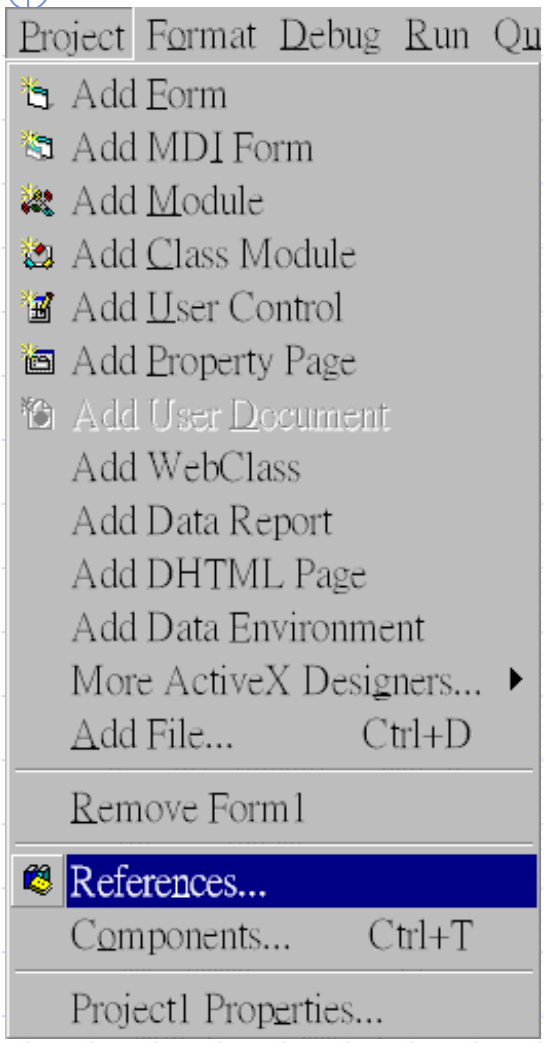

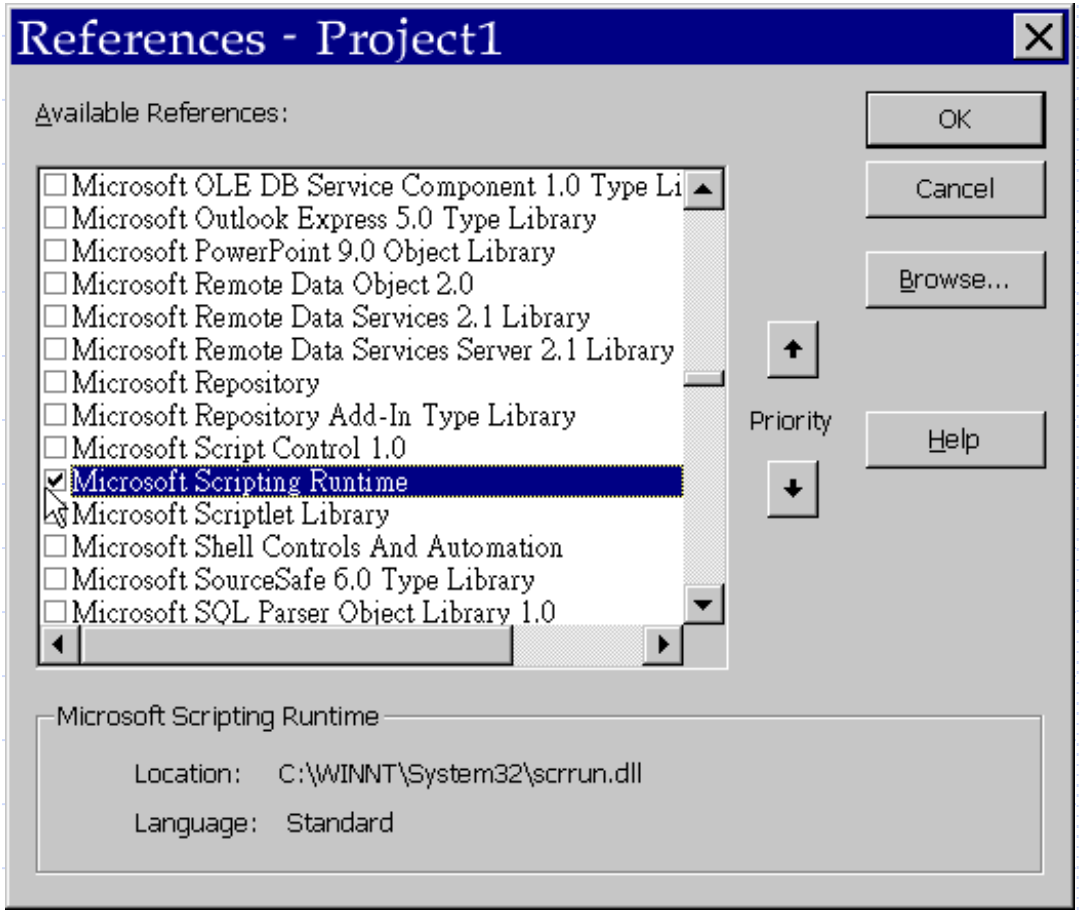

File System Objects (cont.)

- File System Objects共有五種物件
  - FileSystemObject
  - File
  - Folder
  - Drive
  - TextStream

FileSystemObject (cont.)

屬性	
Drives	傳回目前本機上的磁碟機的 collection

方法	
CopyFile	複製檔案
CopyFolder	複製目錄
CreateFolder	產生新檔案
CreateTextFile	產生新文字檔
DeleteFile	刪除檔案

FileSystemObject (cont.)

方法	
DeleteFolder	刪除目錄
DriveExists	回傳磁碟機是否存在
FileExists	回傳檔案是否存在
FolderExists	回傳目錄是否存在
GetAbsolutePathName	取得絕對路徑名
GetDrive	取得Drive物件
GetDriveName	取得磁碟機名
GetFile	取得File物件

FileSystemObject (cont.)

方法	
GetFileName	取得檔案名
GetFolder	取得Folder物件
GetParentFolderName	取得父目錄名
GetTempName	取得暫存檔檔名
MoveFile	搬移檔案
MoveFolder	搬移目錄
OpenTextFile	開啟文字檔

FileSystemObject (cont.)

- 產生新的FileSystemObject
  - Dim 變數名 As New FileSystemObject
  - Drive, Folder, File, TextStream亦同
- CopyFile 來源, 目的[, 覆蓋模式]
  - 來源、目的: 字串
  - 覆蓋模式: boolean，預設值為true
  - 來源、目的可用*與?

FileSystemObject (cont.)

```
Private Sub form_click()
   Dim fs As New FileSystemObject
   fs.CopyFile "c:\autoexec.bat", "c:\test", _
                  False
End Sub
```

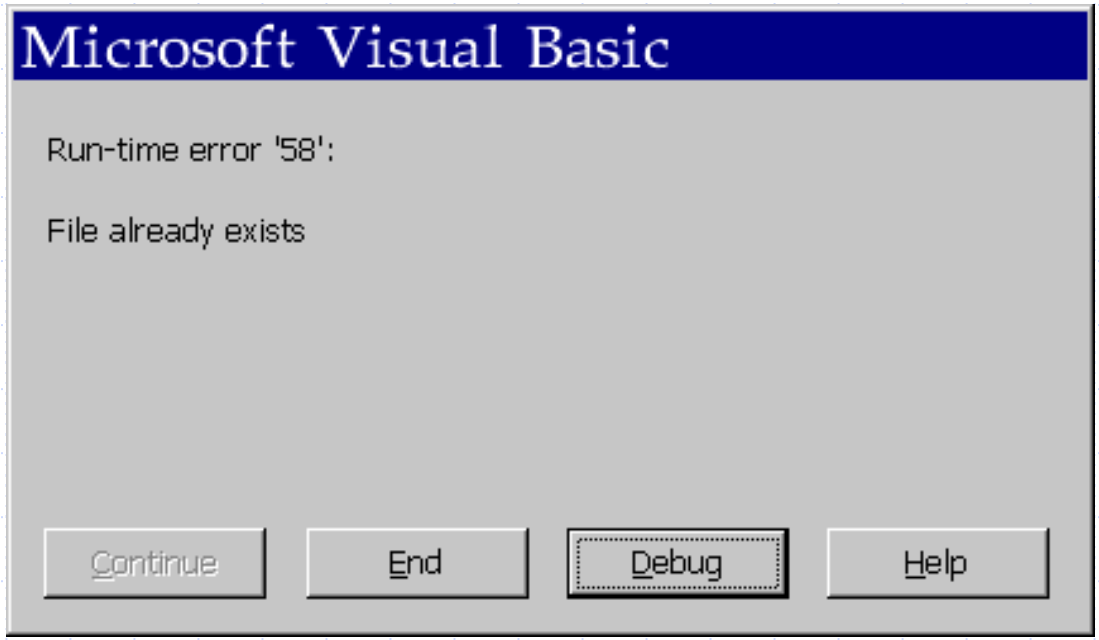

FileSystemObject (cont.)

- CopyFolder 來源, 目的[, 覆蓋模式]
  - 將來源目錄下所有的檔案、目錄，複製到目的目錄
  - CopyFolder “c:\temp”, “c:\tmp”
  - 將來源目錄下某些目錄複製到目的目錄
  - Copy Folder “c:\temp\a*”, “c:\tmp”

FileSystemObject (cont.)

- CreateFolder 目錄名
  - 產生新目錄
  - 若目錄已存在，則發生錯誤
- CreateTextFile 檔名[, 覆蓋模式]
  - 產生新檔案
  - 傳回TextStream

```
Private Sub form_click()
   Dim fs As New FileSystemObject
   fs.CreateFolder "c:\a"
   fs.CreateTextFile "c:\a\test"
End Sub
```

FileSystemObject (cont.)

- DeleteFile 檔名[, force]
  - 檔名可包含*與?
  - 若force=false, 則無法刪除屬性是read only的檔案
- DeleteFolder 目錄名[, force]
  - 目錄名可包含*與?
  - 若force=false, 則無法刪除屬性是read only的目錄
  - 即使目錄內有檔案也會刪除

FileSystemObject (cont.)

```
Private Sub Command1_Click()
   Dim fs As New FileSystemObject
   fs.DeleteFile File1.Path + "\" + _
                 File1.FileName
   File1.Refresh
End Sub
Private Sub Dir1_Change()
   File1.Path = Dir1.Path
End Sub
Private Sub Drive1_Change()
   Dir1.Path = Drive1.Drive
End Sub
```

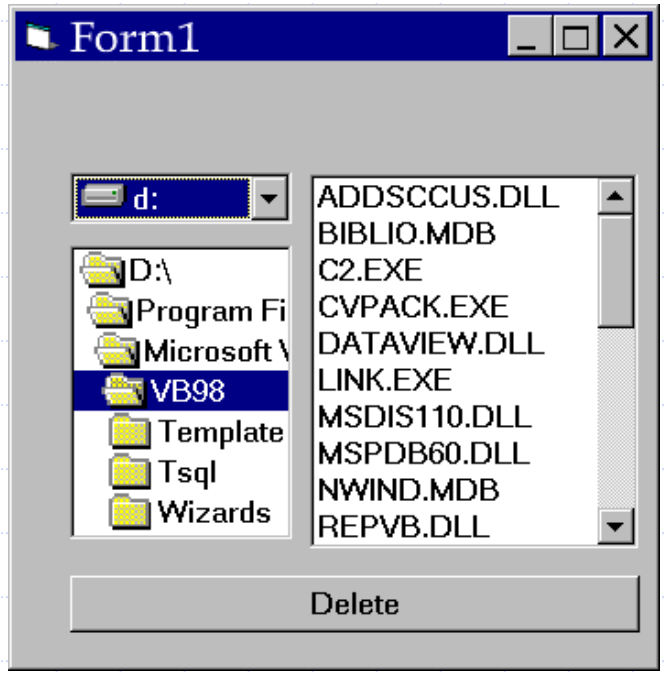

FileSystemObject (cont.)

- DriveExists 磁碟機名
  - 檢查該磁碟機是否存在
  - DriveExists “c:”
  - 若CDROM沒有光碟片，也會回傳true。要用Drive物件的IsReady來偵測
- FileExists 檔案名
- FolderExists 目錄名

FileSystemObject (cont.)

- GetAbsolutePathName 路徑名

目錄名	回傳值
“c:”	“c:\mydocuments\reports”
“c:..”	“c:\mydocuments\”
“c:*.*\may97”	“c:\mydocuments\reports*.*\may97
“region1”	“c:\mydocuments\reports\region1

FileSystemObject (cont.)

- GetDrive 磁碟機名
  - 回傳Drive物件
- GetDriveName 磁碟機名
- GetFile 檔案名

  回傳File物件
- GetFileName 路徑名

FileSystemObject (cont.)

- GetFolder 目錄名
  - 回傳Folder物件
- GetParentFolderName 路徑名
  - GetParentFolderName(“c:\a\b\c”)➔“c:\a\b”
- GetTempName
- MoveFile 來源, 目的
- MoveFolder來源, 目的

FileSystemObject (cont.)

- OpenTextFile 檔名[, IO模式[,create]]
  - IO模式
    - ForReading
    - ForAppending
  - Create: 若檔案不存在，是否開新檔案
  - 傳回TextStream

FileSystemObject (cont.)

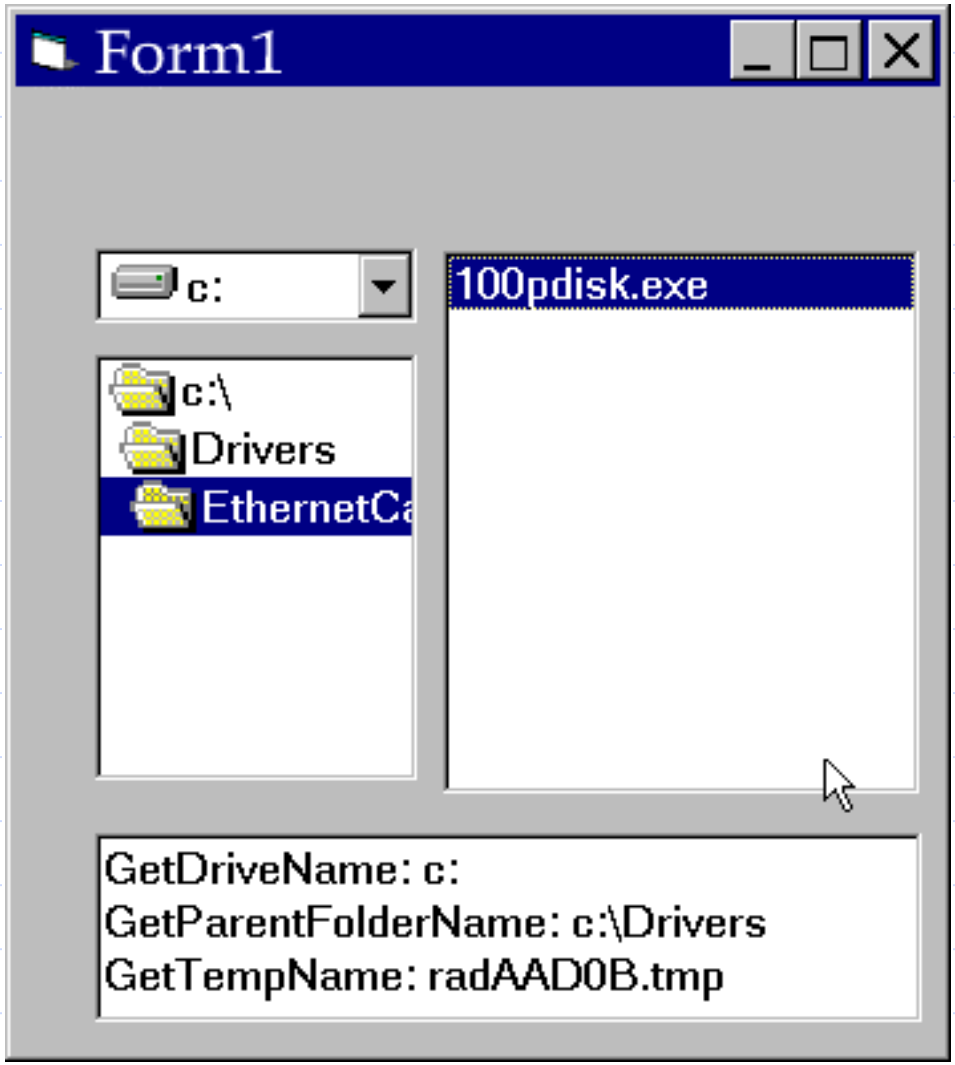

```
Private Sub Dir1_Change()
  File1.Path = Dir1.Path
End Sub

Private Sub Drive1_Change()
  Dir1.Path = Drive1.Drive
End Sub

Private Sub File1_Click()
  Dim fs As New FileSystemObject
  Text1.Text = "GetDriveName: " + _
               fs.GetDriveName(File1.Path) _
               + vbNewLine + _
               "GetParentFolderName: " + _
            fs.GetParentFolderName(File1.Path) _
               + vbNewLine + _
               "GetTempName: " + fs.GetTempName()
End Sub
```